

NXD410 USER INTERFACE

USED WITH PPC4000
FUEL AIR RATIO
CONTROLLER



DESCRIPTION

The NXD410 User Interface provides the means to setup, monitor and display all information from the PPC4000 Control and connected accessories. The NXD410 provides a four line backlit LCD display screen and a multi-function tactile feel keypad. The NXD410 is panel mounted and connects directly to the PPC4000 using Fireeye cable 59-562-2.

Refer to Bulletin PPC-4001 for a complete description of the PPC4000 control system.

The > and < characters act as alignment indicators. To move to a sub-menu or modify a parameter, the user places the menu line or parameter between these two characters. Several functions of the PPC4000 will cause the LED associated with that function to illuminate on the keypad.

SPECIFICATIONS

Supply Voltage: NXD410 24 VDC @ 250 mA (supplied by PPC4000)

Power Consumption: 50 VA

Temperature Rating: 32°F to 140°F (0°C to +60°C)

Protection Category: NEMA 4X indoors only, IP65

Unit Dimensions: Panel Cutout: 5.35 (136mm)W x 3.78 (96mm)H

Interface Method: RS422, 9600 Baud

Shipping Weight: NXD410: Approx. 1.0 lbs (.45 kg)

The NXD410 and PPC4000 Control contain a number of Quick Keys that allow the user to access that function directly. For these Quick Keys to operate, the installer or operator must first access the KEYPAD SETUP menu where the user defines if a Quick Key is used or unused.

Quick Keys are non-volatile meaning the state of the function is retained in memory should a power recycle occur.

Standards and Approvals:

UL File # E341552 (Programmable Controllers for Use in Hazardous Locations US & Canada)

The products have been designed for use in an industrial environment in compliance with the 2004/108/EC EMC Directive.

The products have been designed in compliance with:

EN 61000-6-4 EN 55011 Class A

EN 61000-6-2 EN 61000-4-2

EN 61000-4-3

EN 61000-4-4

EN 61000-4-5

EN 61000-4-6

The installation of these devices into the residential, commercial and light-industrial environments is allowed only in the case that special measures are taken in order to ensure conformity to EN 61000-6-3.

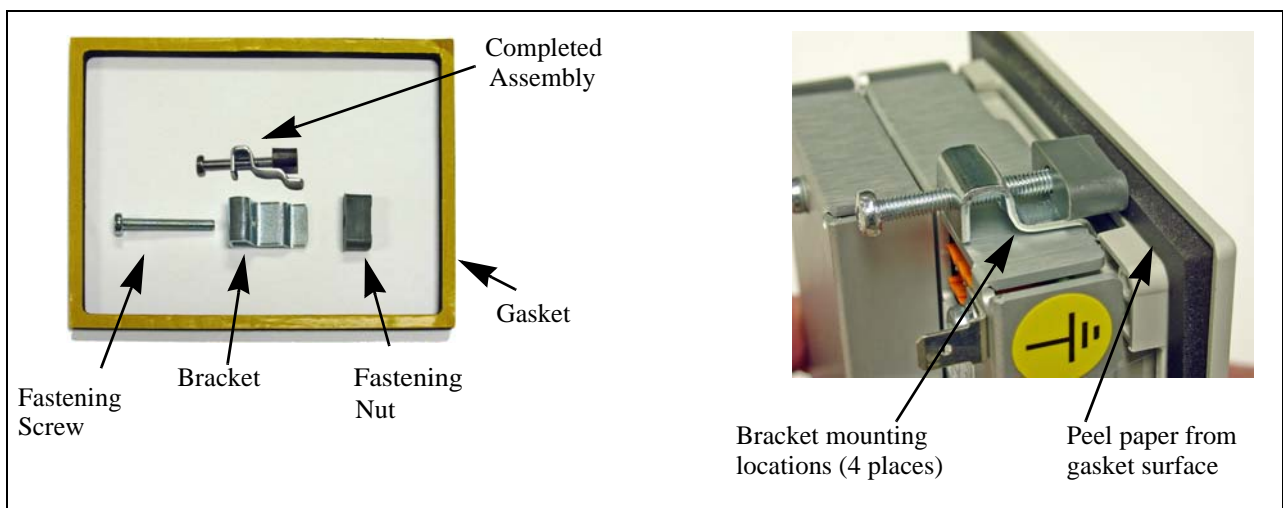
The products are in compliance with the Restrictions on Certain Hazardous Substances (RoHS) Directive 2002/95/EC.

In compliance with the above regulations the products are CE marked.

INSTALLATION

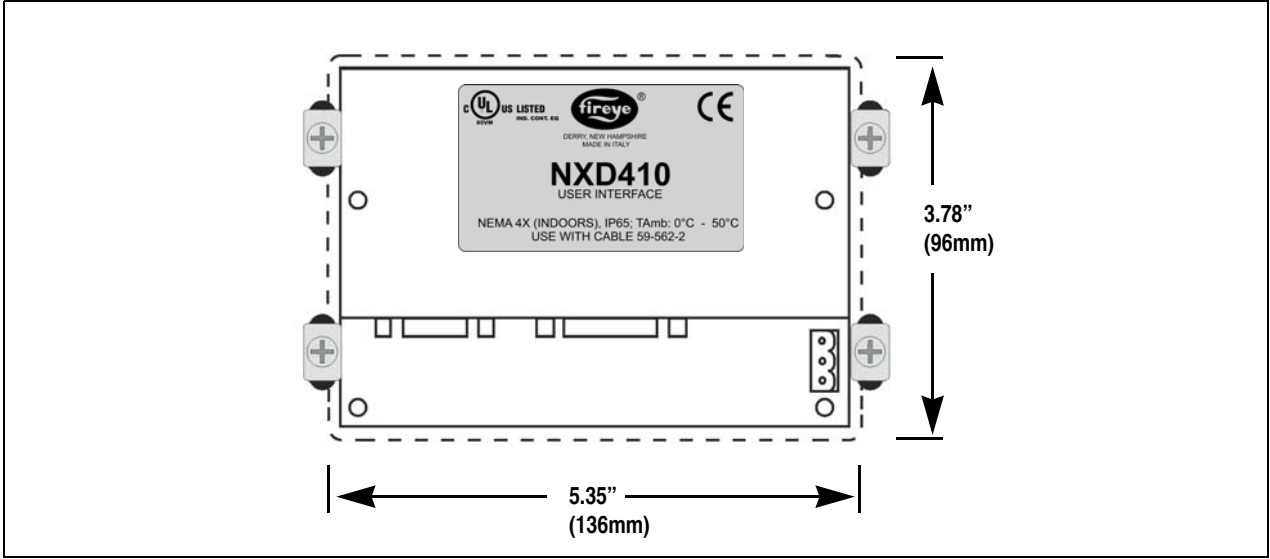
The NXD410 is a panel mounted device. The device includes a gasket that must be properly seated to assure NEMA 4X (IP65) rating. Packed with every NXD410 device is a gasket and remote mounting bracket kit (not sold separately) containing four bracket assemblies as shown

FIGURE 1. Mounting Kit.



The bracket assembly mounts from the rear of the display with the fastening nut against the backside of the panel. Use the following dimensions for the panel cutout


FIGURE 2. Panel Cutout.



The bottom edge of the display must be mounted at least two inches from any cabinet door edge to allow sufficient clearance for the 59-562-2 cable.

Use Fireye cable, part number 59-562-2 to connect from the NXD410 to the PPC4000 control. The DA15-FM connector plugs into the PLC port located on the backside of the NXD410 as shown in Figure 3. The cable distance from the PPC4000 to the NXD410 is limited to 10 feet (3 meters) wire run.

FIGURE 3. NXD410 Rear View





NXD410 CONNECTION TO PPC4000

The 59-562-2 cable consists of 2 AWG 22 twisted pairs for communications to and from the display and 2 AWG 18 hook-up wires for power.

FROM 59-562-2	TO PPC4000	Description
RED	P2.1	24 VDC POWER
BLACK	P2.4	24 VDC RETURN
YELLOW	P12.7	Tx, Transmit (+)
BLUE	P12.8	Ty, Transmit (-)
BROWN	P12.9	Rb, Receive (+)
ORANGE	P12.10	Ra, Receive (-)
DRAIN	CHASSIS	EARTH GROUND

NOTICE

When Fireeye products are combined with equipment manufactured by others and/or integrated into systems designed or manufactured by others, the Fireeye warranty, as stated in its General Terms and Conditions of Sale, pertains only to the Fireeye products and not to any other equipment or to the combined system or its overall performance.

WARRANTIES

FIREYE guarantees for *one year from the date of installation or 18 months from date of manufacture* of its products to replace, or, at its option, to repair any product or part thereof (except lamps, electronic tubes and photocells) which is found defective in material or workmanship or which otherwise fails to conform to the description of the product on the face of its sales order. **THE FOREGOING IS IN LIEU OF ALL OTHER WARRANTIES AND FIREYE MAKES NO WARRANTY OF MERCHANTABILITY OR ANY OTHER WARRANTY, EXPRESS OR IMPLIED.** Except as specifically stated in these general terms and conditions of sale, remedies with respect to any product or part number manufactured or sold by Fireeye shall be limited exclusively to the right to replacement or repair as above provided. In no event shall Fireeye be liable for consequential or special damages of any nature that may arise in connection with such product or part.



FIREYE®
3 Manchester Road
Derry, New Hampshire 03038 USA
www.fireeye.com

NXD-4101
OCTOBER 25, 2013
supersedes April 8, 2013