

Flame-Monitor™ Flame Safeguard



Flame Safeguards

E110 (110VAC) & E120 (220VAC)

Total operational control and flame safeguard protection for package boiler systems at your fingertips.

The Fireeye Flame-Monitor product line brings total operational control and flame safeguard protection for packaged boiler systems to your fingertips. Modular in structure, the Flame-Monitor system allows you to custom design your control system to match your specific burner/boiler fuel firing characteristics.



The complete burner system includes a Flame-Monitor control, keypad/display module and a full library of programmer modules, amplifier modules and associated flame scanners.

Current status for each burner plus historical data relating to burner cycles, hours of operation, the number and cause of safety lockouts are readily available locally on the ED510 keypad/display module. In the event of a safety lockout, instant notification is available with the inTouch Wireless Monitoring System, keeping boiler downtime to a minimum.



Features

- Two line display with keypad provides access to current and historical burner information.
- Programmable E300 (110VAC) & E320 (220VAC) Expansion Modules provide interlock messages.
- Extended purge timing via dip switches.
- Selectable airflow (3-P) proven open to start.
- Multi-drop connection to Communication Interface via RS485.
- Modular design.
- Continuous self-test diagnostics.
- Modbus communications.



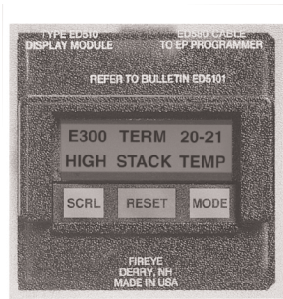
A Full Library of Programmer Modules

The EP Programmer Modules have a number of programmable functions (extended purge, air flow proven open to start, etc) to provide maximum system flexibility. Fireeye offers a number of programmer models to meet the various agency requirements:

- Non-recycle operation (EP160, EP161, EP165, EP170).
- Recycle operation (EP260, EP261, EP265, EP270).
- Non-modulating control (EP380, EP381, EP382, EP390).

Flame Monitor Flame Safeguard

Keypad/Display Module



The ED510 Keypad/Display Module incorporates a two (2) line by sixteen (16) character backlit LCD display and three button keypad to provide both operational and comprehensive diagnostic information. A remote mounting kit is available to facilitate panel mounting of the keypad/display. The ED510 provides a local readout of the following information:

- Operating sequence status.
- Flame signal strength.
- First out annunciation of a safety lockout.
- Last six lockout conditions (with burner cycle and burner hour time-stamp).
- Pilot and main flame signal averages.
- Accumulated burner hours, system hours and burner cycles each with 6 digit range plus rollover.
- Ability to clear stored history.

All the above features can be accessed with the push of a button.

Expansion Modules

The E300 (110VAC) & E320 (220VAC) Expansion Modules provide additional monitoring and first-out annunciator capability for up to 16 specific interlock functions. The Flame-Monitor control, working in conjunction with the Expansion Module, can display the exact safety interlock which caused the safety shutdown. The description of each interlock can be programmed with the ED510 keypad/display or PC interface to match your current wiring

inTouch Wireless Monitoring System

When the alarm sounds you need to be informed immediately. You need a device that can intelligently tell you the exact location, exact time and exact reason for the shutdown. You need a device that works with today's technology 24 hours a day, 7 days a week and not be a financial burden.

The inTouch Wireless Monitoring System was developed to communicate directly with up to ten (10) Flame-Monitor or MicroM flame safeguard controls at the location. In the event of a lockout, the information is transmitted to you through the nationwide cellular network AMPS (Advanced Mobile Phone System) eliminating the need for costly telephone lines. Since inTouch is a cellular device, installation time is greatly reduced.

Message delivery methods include pagers (alphanumeric, numeric), fax, e-mail, PCS, or telephone (voice delivery), making the inTouch system easily accessible and therefore reducing downtime. Every 24 hours, the inTouch system also sends a heartbeat of all monitored equipment to the central server. Each heartbeat contains specific run time information such as burner hours, burner cycles, system hours and total lockouts. This information, along with the last 90 days of history, is easily accessed from the internet using your personal inTouch account. If your application is critical or if your customers demand service you need to stay inTouch.

For more information, please [contact](#) your local Fireye Distributor.

fireye.com

MF-00-2-0700-0-051-A (2024/08)

All trademarks and service marks referred herein are property of their respective owners.

©2024 Fireye. All Rights Reserved.



- Immediate Notification of Lockout
- 24/7 Monitoring
- Direct Interface to Flame-Monitor or MicroM Controls
- Utilizes Cellular Network-NAAMPS
- Monitor Up to 10 Devices
- Monitor 4 AC Inputs
- Monitor 4 Dry-Contact Inputs
- Battery Back-Up
- Service Button, Test Message
- 24 Hour Heartbeat Status
- Low Monthly Service Charge
- NEMA 4 Housing

Join us on

